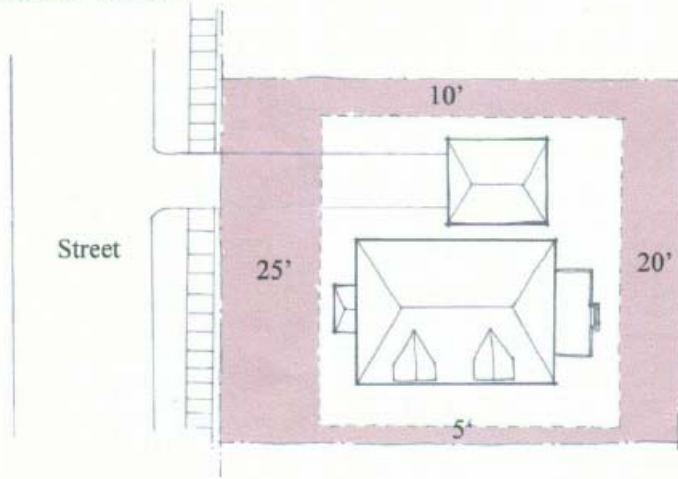


## R1 & R2 Zoned Setbacks

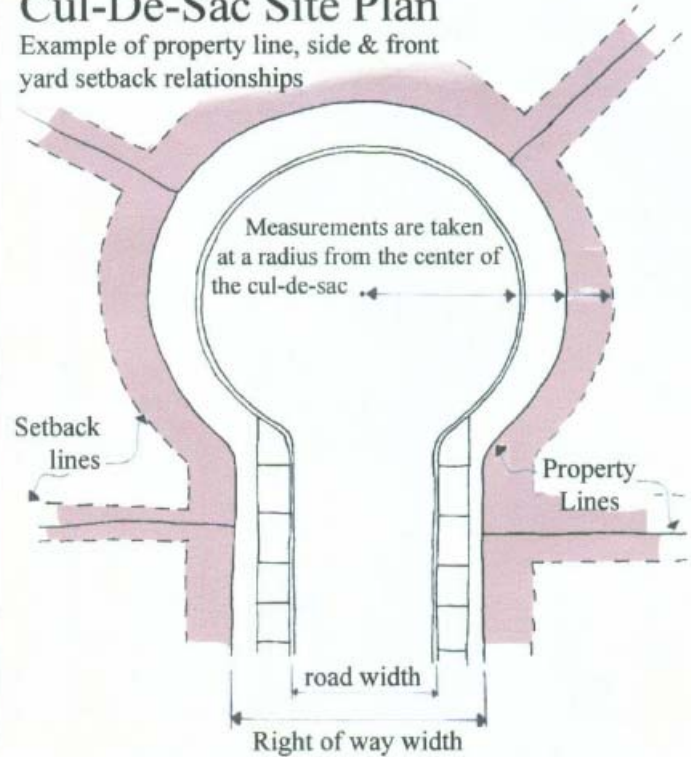
Front yard Setback - 25'. Side yard setback must be no less than 5'; but the sum of the two sides shall be at least 15'. Rear yard setback - 20 feet.



If property is on a corner lot the street side yard setback shall be no less than 17'.

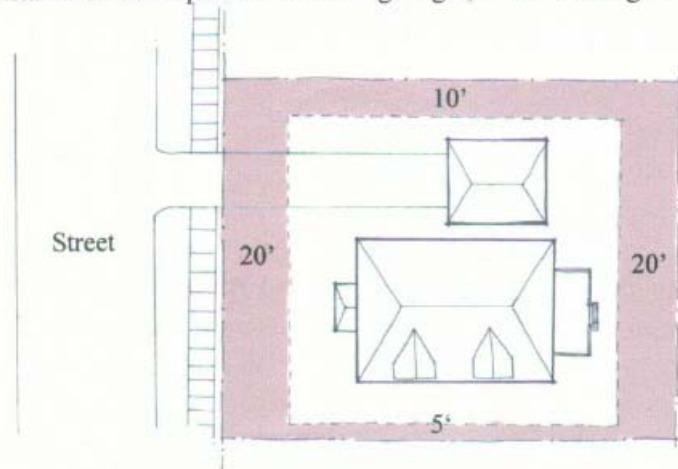
## Cul-De-Sac Site Plan

Example of property line, side & front yard setback relationships



## R3 & R4 Zoned Setbacks

Front yard Setback - 20'. Side yard setback must be no less than 5'; but the sum of the two sides shall be at least 15'. Rear yard setback - 20 feet. If zoned R-4, rear setback must be 20' or a distance at least equal to the building height, whichever is greater.



If property is on a corner lot the side street yard setback shall be no less than 13'.

## Flag Lot Site Plan

Example of front, side, & rear yard setbacks and measurement orientation

